

NATIONAL SOUTH AFRICAN PRICE INFORMATION FOR WEEK 47

Class Units Avg Mass Avg Purch Avg Selling Selling Min Selling Max
CATTLE Weighted 20%

From 2022/11/21 To 2022/11/27

Class	Units	Avg Mass	Avg Purch	Avg Selling	Selling Min	Selling Max
A2	8992	289,85	60,06	62,93	61,09	64,54
A3	1014	321,14	60,00	62,25	61,06	64,27
AB2	1323	322,05	59,35	60,60	57,38	62,09
AB3	198	345,22	59,00	60,92	58,64	62,20
B2	343	300,17	52,19	53,93	51,20	57,53
B3	129	320,87	55,33	56,44	53,44	58,15
C2	645	267,14	50,13	53,04	50,51	56,01
C3	94	281,62	50,68	53,50	51,13	55,00

Hide Feedlot	Weighted	4,21
Hide Field	Average	4,24
Dorper	ea	54,74
Merino	ea	59,43

12 738

Class Units Avg Mass Avg Purch Avg Selling Selling Min Selling Max
LAMB/SHEEP Weighted 20%

Class	Units	Avg Mass	Avg Purch	Avg Selling	Selling Min	Selling Max
A0	199	32,39	71,90	81,18	79,69	82,45
A1	1918	23,66	93,47	93,98	92,31	95,93
A2	18691	31,05	92,79	96,63	93,27	101,07
A3	1815	27,98	93,01	96,81	94,90	100,12
A4	533	29,37	81,53	87,96	82,67	101,65
A5	100	27,79	74,82	77,46	74,75	84,67
A6	158	22,71	73,93	80,53	74,24	96,10
AB2	389	42,58	78,18	85,90	81,72	94,51
AB3	43	51,16	82,01	84,07	80,27	89,16
B2	871	61,13	71,08	77,95	77,23	83,49
B3	64	54,09	71,07	74,47	73,45	80,11
C2	1830	43,31	69,36	73,36	72,69	75,65
C3	323	36,10	70,83	72,99	70,82	75,29

26 934

Class Units Avg Mass Avg Purch Purch Min Purch Max
PIGS Weighted 20%

20 - 55,99 kg

P	1443	51,11	36,66	27,41	42,06
O	75	50,61	36,24	30,04	41,28
R	7	50,64	32,82	30,04	35,00
C	3	45,43	26,01	23,45	30,00
U					
S					

56 - 64,99 kg

P	1423	62,67	35,62	29,76	38,21
O	195	63,44	35,07	28,00	28,28
R	21	63,98	31,38	23,49	36,37
C	3	61,87	30,76	29,75	32,50
U					
S					

65 - 79,99 kg

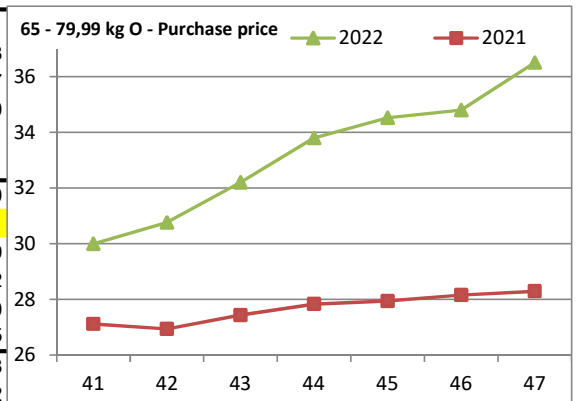
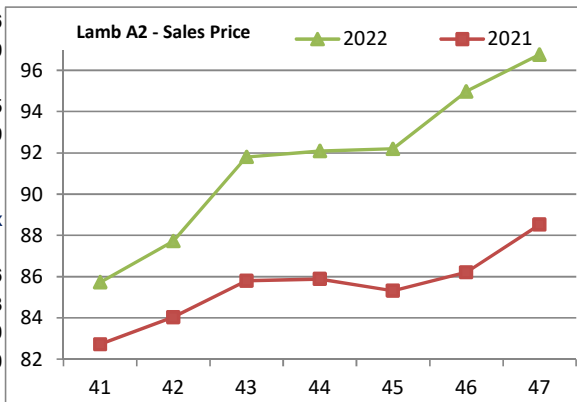
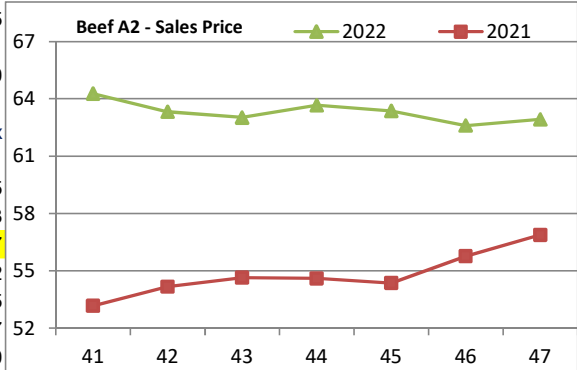
P	10355	78,50	36,18	31,83	39,60
O	4851	81,55	36,51	35,32	38,41
R	595	84,34	34,78	31,17	37,39
C	111	84,60	32,57	30,59	34,82
U	4	79,30	31,17	27,50	34,50
S	2	79,95	27,26	27,00	27,55

80 - 99,99 kg

P	6008	86,18	35,81	33,21	37,48
O	6833	88,76	36,45	34,00	38,22
R	889	91,45	36,00	33,10	38,28
C	47	93,60	33,09	27,23	37,33
U	2	96,85	32,82	29,50	36,50
S	80	98,83	35,81	34,63	36,50

100k SAU	1915	122,05	30,22		27,20	33,43
----------	------	--------	-------	--	-------	-------

34 862



THIS INFORMATION IS PROTECTED AGAINST COPYING OR DISTRIBUTION WITHOUT PRIOR PERMISSION FROM THE RMAA BOARD.

FOR ENQUIRIES, PLEASE CONTACT RMAA AT TEL (012) 349 1237/8 or info@rmaa.co.za

Disclaimer: In no event shall the RMAA be liable for any direct, special, indirect or consequential damages, or any other damages of any kind, including but not limited to loss of use, loss of profits, or loss of data, whether in an action in contract, tort (including but not limited to negligence), or otherwise, arising out of or in any way connected with the use of this information. While the RMAA takes great care in compiling the contents of this page, it is nevertheless only meant to provide non-binding general information and cannot replace detailed individual advice to help the prospective buyer make his decision. The RMAA does not guarantee that the information on these pages is up-to-date, accurate and complete.

