

NATIONAL SOUTH AFRICAN PRICE INFORMATION FOR WEEK 52

From 2021/12/27 To 2022/01/02

Class Units Avg Mass Avg Purch Avg Selling Selling Min Selling Max
CATTLE
 Weighted 20%

Class	Units	Avg Mass	Avg Purch	Avg Selling	Selling Min	Selling Max
A2	8714	277,25	56,97	61,13	58,85	62,95
A3	718	289,07	55,88	60,01	58,93	61,77
AB2	900	274,95	55,03	58,69	56,30	61,50
AB3	90	291,39	53,68	58,31	55,66	65,43
B2	522	288,24	53,43	55,33	54,68	57,34
B3	76	299,03	53,22	55,36	54,70	57,06
C2	393	269,67	47,55	54,04	50,21	57,00
C3	37	297,06	47,37	53,04	49,69	56,12

Hide Feedlot	Weighted	5,08
Hide Field	Average	4,59
Dorper	ea	44,00
Merino	ea	58,60

11 450

Class Units Avg Mass Avg Purch Avg Selling Selling Min Selling Max
LAMB/SHEEP
 Weighted 20%

Class	Units	Avg Mass	Avg Purch	Avg Selling	Selling Min	Selling Max
A0	11	11,93	60,52	71,55	69,87	78,49
A1	382	15,56	88,57	87,61	84,41	88,25
A2	7106	20,46	88,93	89,70	87,85	91,91
A3	1192	22,96	87,54	89,62	88,33	92,47
A4	238	22,12	78,36	79,77	78,66	81,46
A5	18	20,56	72,72	68,66	68,66	68,66
A6	21	18,99	75,13	68,28	68,21	68,66
AB2	82	21,97	77,40	80,32	77,72	81,95
AB3	25	24,58	78,68	78,11	76,50	82,00
B2	81	22,04	75,43	76,35	75,84	77,35
B3	10	28,16	75,46	76,59	74,00	77,67
C2	359	25,61	71,43	74,65	71,02	77,35
C3	92	31,53	73,16	75,92	72,44	77,79

9 617

Class Units Avg Mass Avg Purch Purch Min Purch Max
PIGS
 Weighted 20%

Class	Units	Avg Mass	Avg Purch	Purch Min	Purch Max
P	1350	50,62	29,41	25,99	31,37
O	57	52,51	30,10	27,58	31,40
R	9	48,16	28,69	25,00	30,50
C	3	47,14	26,61	22,00	29,50
U	2	48,65	21,00	21,00	21,00
S	1	26,00	25,00	25,00	25,00

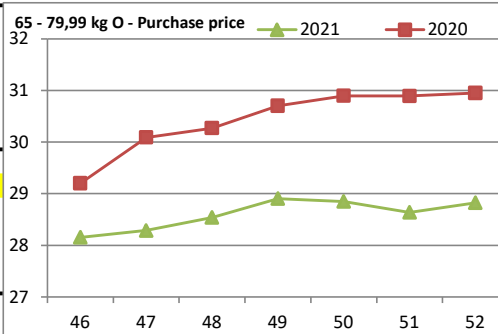
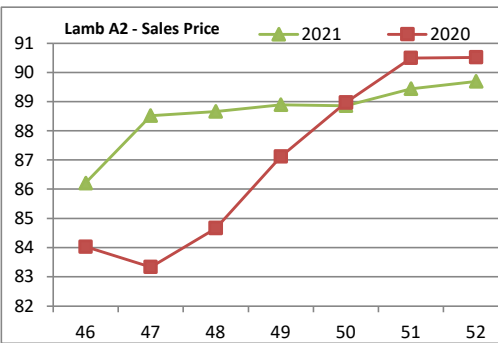
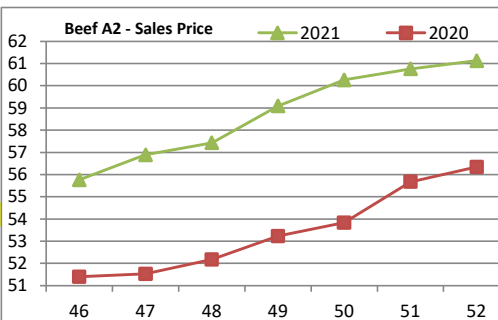
P	1368	63,18	29,38	27,79	30,32
O	171	64,91	29,31	28,65	32,40
R	14	64,49	27,42	24,00	28,50
C	1	59,10	22,00	22,00	22,00
U	1	55,00	21,00	21,00	21,00
S					

P	10009	78,12	28,79	27,41	30,64
O	4406	80,68	28,82	27,86	29,80
R	420	83,10	28,26	27,64	28,83
C	61	84,76	24,82	22,06	25,92
U	5	81,06	21,54	21,08	23,50
S					

P	4258	83,09	28,02	27,51	28,57
O	4429	91,13	27,75	26,49	28,74
R	585	95,62	27,01	24,95	28,78
C	56	100,82	23,90	21,23	25,91
U	6	92,12	22,29	22,00	23,50
S	72	98,36	27,64	26,36	27,96

SAU	875	139,01	22,67		19,01	26,35
------------	------------	---------------	--------------	--	--------------	--------------

28 159



THIS INFORMATION IS PROTECTED AGAINST COPYING OR DISTRIBUTION WITHOUT PRIOR PERMISSION FROM THE RMAA BOARD.

FOR ENQUIRIES, PLEASE CONTACT RMAA AT TEL (012) 349 1237/8 or info@rmaa.co.za

Disclaimer: In no event shall the RMAA be liable for any direct, special, indirect or consequential damages, or any other damages of any kind, including but not limited to loss of use, loss of profits, or loss of data, whether in an action in contract, tort (including but not limited to negligence), or otherwise, arising out of or in any way connected with the use of this information. While the RMAA takes great care in compiling the contents of this page, it is nevertheless only meant to provide non-binding general information and cannot replace detailed individual advice to help the prospective buyer make his decision. The RMAA does not guarantee that the information on these pages is up-to-date, accurate and complete.